

Taskforce List Report Panel



This panel displays a summary of the taskforces under the control of the Empire.


Each taskforce displayed, is identified by its **name**.


The current **location** of the taskforce, and its current **destination** and **expected time of arrival** are also presented.

The **Taskforce Control Panel** can be accessed for any taskforce displayed on the list. A taskforce is selected by double clicking the **LMB** on the entry for the desired taskforce.


NOTE: When the **Taskforce Control Panel** has been initiated from the **Taskforce List Report Panel**, the destination selection function for the taskforce will be disabled.

The small button at the lower left side of the screen is the **Galaxy**  or **Sector**  toggle button.

When the  indication is displayed, the report displays all the taskforces owned by the empire in the sector (**Operations Map**), and pressing the button will switch the report to display all taskforces owned by the empire in the galaxy.

When the  indication is displayed, the report is displaying all the taskforces owned by the empire in the galaxy, and pressing the button will switch the report to display just those taskforces owned by the empire in the sector (**Operations Map**).

The next small button  is the **Help** button and displays this information.

The button on the lower right  is the **Exit** button and will exit the report.

